

























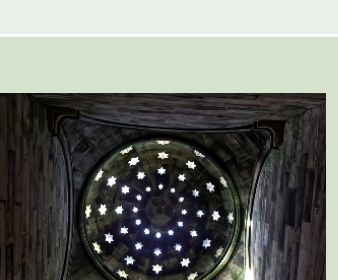








Title:	Arthur Wills Trophy 2020-21 Patterns and Textures			
image	title	Place (1st/2nd/3rd or HC) comments		
	Pantiles	A slightly desaturated image of roofing tiles, I like the concept of the photographer as there are some lovely differences in each tile caused by damage or lichen / moss growth. However I do not feel the photographer has made the most of the composition, depth of field and colour in the subject.		Barbra
	Art Installation	An image devoid of scale which becomes more intriguing because of it. I enjoyed the composition and limited depth of field and feel the photographer has made the most of the strong side lighting to show off the texture of the stone.		David
	Dandelion head	One of nature's best and most photographed patterns. The photographer has ensured that the whole head is in the frame and although not everything is sharp (does it need to be?) the important central parts are very sharp indeed. I think this would have been improved with a square crop and a more overhead viewing angle to remove the stalk from the base of the image.		Fiona
	NATURES PATTERN	Frame filling close up of a wonderful pine cone. At first glance I thought it looked a little soft but on second inspection its actually sharp from front to back. Its actually the sap from the cone that is softening the appearance. The chosen aperture works well at blurring the background and there is a very pleasant green to most of it. However the lighter areas to the top right of the image are a little distracting and easily removed.		Hazel
	Lantern Tower, Ely Cathedral	An almost symmetrical image of the lantern which is very colourful. The saturation of the colours really makes the viewer concentrate on the central patterns and each time the eye wanders outwards to enjoy the carvings and paintings it comes straight back to the centre because of the light and colour. I do feel that because its so nearly a perfect symmetrical image - it would benefit from being a symmetrical image. I can live with the rectangular crop rather than square, but I do want to see all around the lantern and enjoy the colours and light evenly.		Helen
	Freshwater Springline, Cocklawburn Beach	An unusual image in as far as the light is coming from the bottom and creating unnatural looking shadows. If this was a portrait it would not work at all but in this image the low light creates a lot of texture in the various surfaces of the beach. Exposure has been handled well in challenging conditions, as there are no blown highlights!		Janeen
	Natural Patterns	Another wonderful pine cone, this time with a slighter wider viewpoint, which I think works for the subject. Sharpness is very good and there is sufficient interest in the cone to make it an attractive picture. I really like the background, sufficiently out of focus not to be intrusive but really grounds the subject into the landscape.		Jill
	Fern Stem	A great natural pattern in the fronds of the fern. I like the crop / composition of the photographer but the lighting and focus have let the image down. Lighting is graduated from top to bottom (with some reflective highlights) and focus is only on part of two of the fronds. A great pity.		Jim
	Patterns	A colourful image as well as a pattern picture, many people would have concentrated on one perfect specimen but I like the wider view and the variety of leaves. The slight white colour to the right hand side is an annoyance (once seen it then never goes away) and could easily be cloned. However I'm not sure the choice of shutter speed or aperture was correct for the picture as overall the leaves are a little soft.		Liz
	Bridge texture	A good idea and an unusual perspective which I admire. However there is a little annoying colour cast to the bottom left (caused by colour temperature / shadows). However the more worrying aspect is the lack of sharpness throughout, it looks like its either narrow depth of field or slow shutter speed or both! But for a pattern picture like this I would expect most of the image to be in focus and sharp.		Mike A
	Pattern on Texture	2nd place - A simple image that makes the most of a small amount of colour. Overall the photographer has processed this to look flat and lacking contrast but with the inclusion of the bright Red Ribbon the photographer has made a very clever impactful image.		Mike Y
	A Victorian Railway Arch near Cornhill	A colourful pattern picture, with a great variety of angles to the different building materials. Depth of field could have been greater but there is just enough sharpness in the photo to enjoy it. This would be a great test for anyone to straighten up horizons and perspective!		Charlie
	Foster's Tessellated Roof - Great Court, British Museum	1st Place - A very contrasty graphic image that makes the most of the harsh sunlight to create interesting shadows. I love the low viewpoint that the photographer has used, looking up and filling the frame largely with the roof supports and glass. In normal architecture shots people try and correct diverging verticals but here the photographer has used them to add more drama to the image.		Paul
	Past Their Best	I love the idea and angle the photographer has taken this, as it really shows off the decay and changing colours in the main Horse chestnut leaf. The whole image radiated out of the base to all corners of the picture, however only the single stem at the base is sharply focused.		Pat B
	Seaweed & Sand	A very strong almost abstract pattern picture, its only when you look around the outside of the frame that you can work out what it is. I love the strong diagonal from top left to bottom right and the comparison between harsh sand and the seaweed. I would have loved to see a far tighter crop to just the main part of the image but I did enjoy the overall image submitted by the photographer.		Pat Y
	sea shell	A very simple image that works well in this competition, the sunlight is casting a shadow but not too strong to black out part of the image. The photographer has chosen a very central location to position the shell which I don't think is the strongest composition for such a simple image. Moving the shell to a third or an intersection of thirds would improve the composition.		Barbra
	Peacock on planks	A strong colourful natural history image, I really like the comparison of the colourful 'Eyed' pattern on the insects wings to the harsh diagonals of the wooden background. The photographer has filled the frame to make the most of the pattern effect but I'm sure in an open or natural history competition would allow a little space around the butterfly for it to breathe.		Helen
	Honeycomb'd Bridge	Have we seen this bridge somewhere before? This photographer has chosen a wider view and chosen a greater depth of field to create the image. It has certainly created a strong repeating pattern to this vertical image. My criticism of the overall photograph is that the most colourful and brightest part of the picture is not the subject but its the background! By darkening the two bottom corners on the far bank it would become a much stronger image.		David
	Protea, Cockscomb and Roses	Very colourful and very interesting image. I like the addition of the water droplets to enhance the flowers. There are some obvious blown highlights to the top left of the image and a slight movement to the outside blooms and slight pixilation to the contrasty parts of the image - it looks like its been taken on a very small sensor camera (or possibly mobile phone) but that is not a criticism it only proves what can be taken with a none professional camera. Overall it is a colourful frame packed pattern picture that stands up well against the other photographs.		Janeen
	Lichen	A very good processed image, it stands out from the rest as it's the only obvious photoshopped image in the whole competition. I almost have to judge it in two parts - the first in the photograph of the Lichens - which are colourful, sharp and very interesting. Secondly on the processing - very effective and graphical but am I wrong to want more. Placing the clipped Text onto a complimentary background or adding shadows or bevels would have demonstrated more technical prowess.		John
	Textures	A great idea and wonderful subject for the competition. Its packed with texture and colour and a great pattern that winds throughout the image. Its only let down by focussing and lack of depth of field.		Liz
	Raspberry tunnels	Another great idea and wonderful composition. I really like the pattern of the tunnels as it shines disappearing into the middle distance. The photographer has not only shown us the texture on the top of the tunnels as it shines and reflects in the sunlight but they have also given us a glimpse into what lies below. Due to the position of the sun it has caused issues to the photographer on exposure and glare, which they have tried to overcome to produce this strong pattern image.		Mike Y
	Abstract Architecture	3rd Place - As the title suggests this is an abstract Architecture image - however unless you know what it is or where it is, there is no sense of scale in the image at all. Are we looking at a large modern building or a small part of the building? There are many unanswered questions created by this image - which is great, sometimes its best not to know and your mind can fill in the spaces. However I feel that the composition would be even better with a tighter crop as the bottom right hand corner is just becoming a little confusing.		Charlie
	Giant rhubarb leaf	Yet another great natural history pattern photograph, I really like the strong saturated colours of the leaf and its contrasting veins. The photographer has cropped to show us only part of the leaf to remove any distractions which has enhanced the image - my only slight niggle is the limited D of F as the veins of the leaf are slightly out of focus.		Tommy
	Silk-like Water - Streamline Refraction Shadows, Colledge Burn, Hethpool	HC - A strong graphic image which works very well in mono. I enjoyed the tight composition and restricted view into the river as this made me appreciate the movement of the water and the patterns within that movement. An appropriate slow shutter speed has been used but the rocks are sharp and gritty and give the grounding to the fluidity of the water.		Paul
	Tree Patterns	I love the way the photographer has composed this image to make a simple tree trunk look so interesting. The outside texture of the bark seems to radiate around the centre and add a natural vignette to the image. I think this one has suffered in the processing and / or resizing as I couldn't find any part of the image in focus at all, which I'm sure is not the case in the original file.		Pat B
	North Devon Cliffs	A wonderful cliff face showing the strata or layers. I would have probably zoomed in closer to remove all the background sky and beach to concentrate on the rocks themselves - however I'm glad the photographer didn't as they have produced a very interesting image and also a great pattern photograph. The textures are great, the colours and bands on the strata are interesting and the debris at the base and sky add scale to the image.		Tommy
	Tree Patterns	HC - A very interesting image that not a lot of people will have seen. Clever use of shadows makes for an intriguing and compelling image to view.		Pat Y
	Starlight Pattern	I'm fortunate to have visited this monument and appreciate how the photographer has made their image. I love the symmetry and the focal point of the starry dome. At first I wasn't 100% happy about the slight rotation of the image from true symmetry but the more I have looked at it the more I can appreciate the view the photographer has chosen. The lack of light has caused a wide choice of aperture but there is still sufficient depth to the sharpness to work.		Mike A
	Medieval door	Good symmetrical image which not only shows a strong pattern but lots of lovely texture too. Its tight in the frame but as its so symmetrical it works.		John
	The Patterned Window	Great patterns in the bricks and flints but is it just me that's sees an owl face in the window panes! I don't normally do this and I believe I may have turned into a 'Pareidolia' or someone who sees faces in strange places! There has been a lot of intricate work put into the construction by the builders in every part of the window. I think the photographer has chosen a great viewpoint and crop to bring out those details and patterns.		Jill
	REFRACTED REFLECTION	A slightly confusing image with no obvious point of focus or sense of scale. However I feel the photographer has created a very visually interesting photograph. I think we can all see its reflections on a water surface but I personally have no knowledge of what the reflections are! It is simply an interesting artistic image which I enjoyed looking at.		Hazel
	Moss after rain	A nature image let down by a shallow depth of field but one I still enjoyed looking at. There are wonderful earthy colours throughout the picture, enhanced by the reflections and highlights in the water drops. For me, the most interesting part of the photo is on the left hand side with the moss sporangium (fruiting bodies) some are opaque and other semi-transparent. I think a tighter crop to this side would have been a stronger image.		Fiona
	Whispering Grass	HC - ICM (Intentional Camera Movement) seems to be the flavour of the month at the moment. Most images are just a little blurred without much artistry, however I feel the photographer has created a very colourful image with lots of implied movement. Is the subject moving or has the camera been moved during the long exposure. Sometimes we can hang up in the 'How' rather than just appreciate the end result.		Jim